
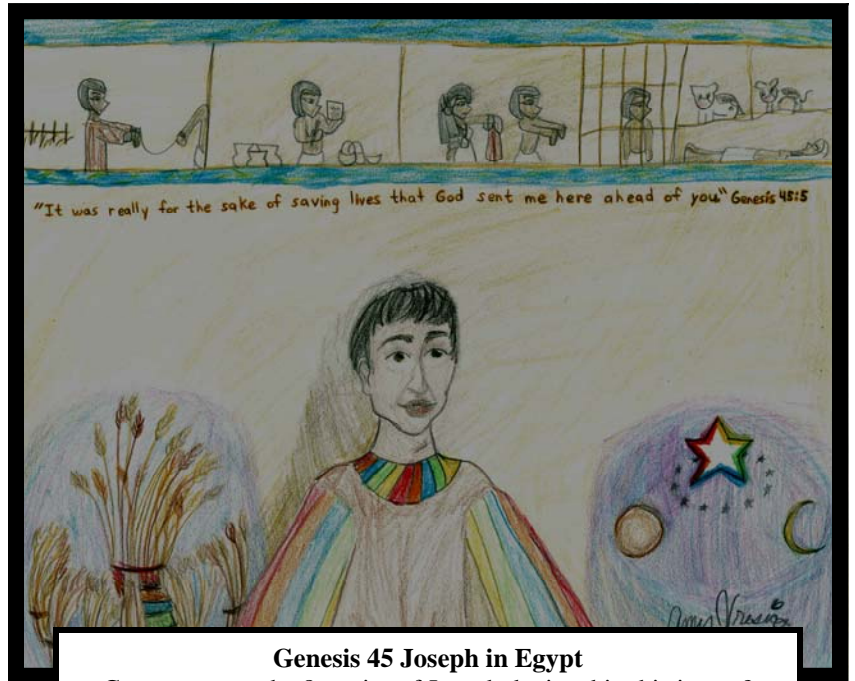


How to Use the STEP IN! Series with Your Students

1.  Begin with the appendix section on the life of Saint Francis completing one section a day. You can use the Application for Today questions for class discussion or homework.
2. Complete Saint Francis de Sales Master of Imagination, Heart and Virtue on pages 105-110 during one class session. The *Painter* CD by John Michael Talbot is good for the coloring exercise, especially *Create in Me, The Painter* and *Empty Canvas*.
3. Go over page 2 about the value of Salesian Lectio Divino for today and then page 88 about how to do Iconic Lectio with your students right before you begin the first meditation.
4. Allow students to discuss their thoughts after reading the background information at the beginning of each meditation.
5. It is good to highlight the Salesian concept in each meditation in light of the life experience of the students.



Genesis 45 Joseph in Egypt

Can you name the 8 stories of Joseph depicted in this image?
What good has come out of your most difficult times?

6. Allow your students to examine each of the color icons for the meditation they are about to begin. These color plates are found on pages 89-95. The students may pre-read the Iconic Lectio reflection questions below, but it may be best to have them wait until after their meditation to share their thoughts.
7. Read the Bible passage slowly and with a mild voice inflection to help your students visualize the story. You may read it a second time, but it should not be necessary.
8. Pause before you read each of the considerations that are part of the meditation.
9. Students can read and respond to the affective prayer, concrete resolution, and word art sections by themselves. After two meditations they will be able to complete the entire meditation by themselves if you desire.
10. Beware some students may write only based upon their previous knowledge of the story and ignore the content from the meditations. This is why a summary of each meditation is in your teacher edition. Grade strictly according to the rubric and the students will meet your expectations if these meditations count towards a significant part of their grade. Grade on effort and creativity rather than upon a just a positive faith response. This fulfills the Salesian ideal of respecting the soul of each student.

Hints about Word Art

There are several ways to do Word Art. Encourage the use of color.

1. Simple shapes with words around the image.

Let us work for the



happiness of others!

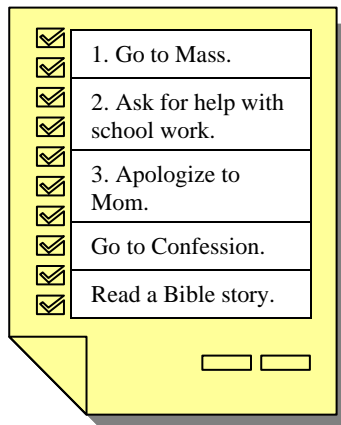


2. Block Letters with simple shapes used as a puzzle.



Love is stronger than death! Song of Songs 8:6

3. A To do list as a response to one's resolution.



4. Simplified globe in blue and green. It is not necessary to be geographical accurate.



We are all children of God!

5. An Acrostic

Happiness is achieved by JOY, that is ordering your life with

J

ESUS

O

THERS

Y

OU

6. Simplified drawing of Saint Francis de Sales with a quote.



Learn to draw Saint Francis de Sales



Begin by drawing Saint Francis de Sales eyes closed in prayer.



Draw Saint Francis' eye brows and nose in one continuous curve.



Draw an upside down U-shape ending just below Saint Francis de Sales' nose.



Draw two diagonal lines for Saint Francis de Sales' beard.



Draw a small oval for Saint Francis de Sales' mouth just under his nose.



Draw Saint Francis de Sales hair line down to his beard.



Draw the outline for Saint Francis de Sales' beard.




Draw a body outline for Saint Francis de Sales



Draw the outline of Saint Francis de Sales' arms.



Give Saint Francis de Sales a collar and a pectoral cross.



Erase the extended lines on Saint Francis de Sales' beard. You can fill in lines for his hair and beard or leave it a simple outline.



Give Saint Francis de Sales a halo with his spirituality's motto Vive Jesus initialed in French as V+J.



Color in the picture and then add your favorite Salesian quote like on the next slide.



"Nothing is small in the service of God."

Now it's your turn to draw Saint Francis de Sales.